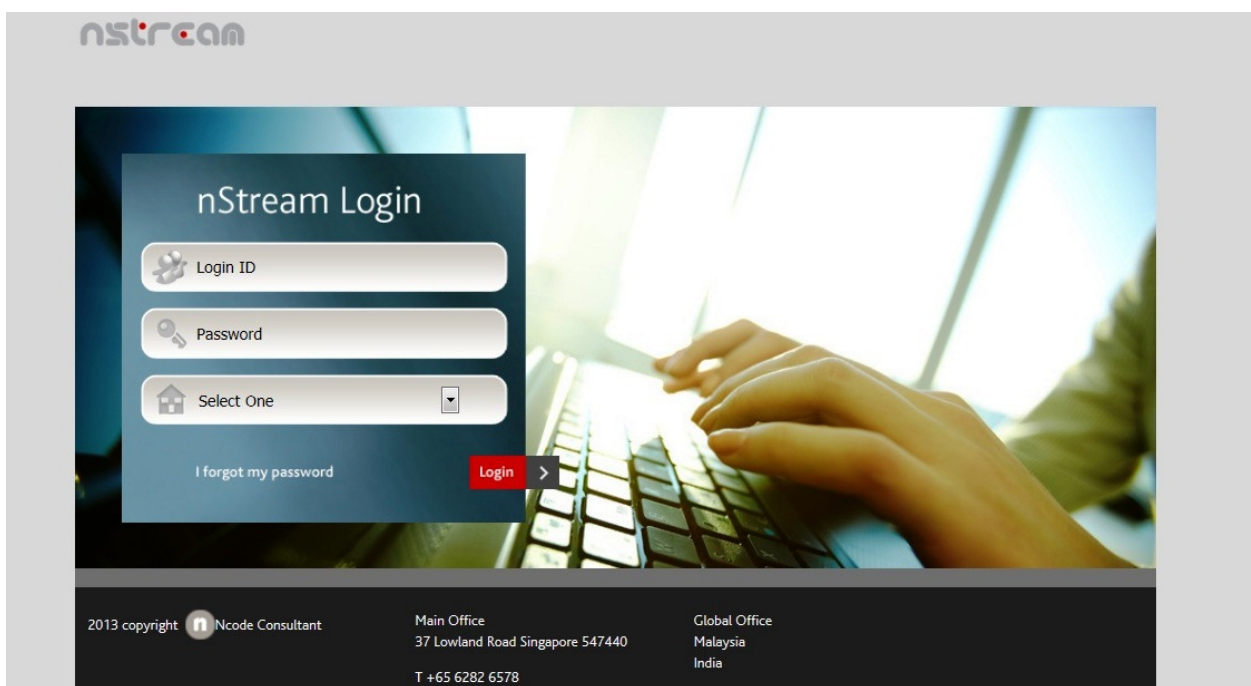


nStream System Student User Guide

Developed by Ncode Consultant Pte Ltd



Document Revision Updates

- Revision 1.0 : 27 Jun 2011 – Gogulan
- Revision 1.1 : 12 Aug 2013 – Gogulan
- Revision 1.2 : 24 May 2016 – Gogulan
- Revision 1.3 : 03 Aug 2017 – Gogulan



Table of Contents

Document Revision Updates	2
Table of Contents	3
1.1 nStream System Overview	4
1.2 Login to the System	4
1.3 Forgot password re-set option	6
1.4 nStream Student Home Page.....	9
1.5 Submission of the online streaming form	9
1.6 View your Secondary 2 Results Online.....	11
1.7 View your Secondary 3 Posting Results Online.....	12
1.8 View the personal details and change the password.....	13
1.9 Key things to NOTE.....	14

1.1 nStream System Overview

As a student you will be able to perform following things in the nStream System:

- Submit the secondary 3 course choices online during the submission period.
- You can also view your secondary 2 results online, given the school has uploaded the exam score for secondary 2.
- You will be also able to view your secondary 3 posting results online. This is an optional feature for the school to publish. Some schools may prefer to use offline method. In this case, you will not be able to see the posting results online.

1.2 Login to the System

Please ensure you have received an email from the system indicating the Username or Login ID and the first time login password as shown in the sample email below.



Fri 23-Jun-17 10:53 AM

no_reply@ntrix.sg

Account Creation for nStream Curung, Secondary School

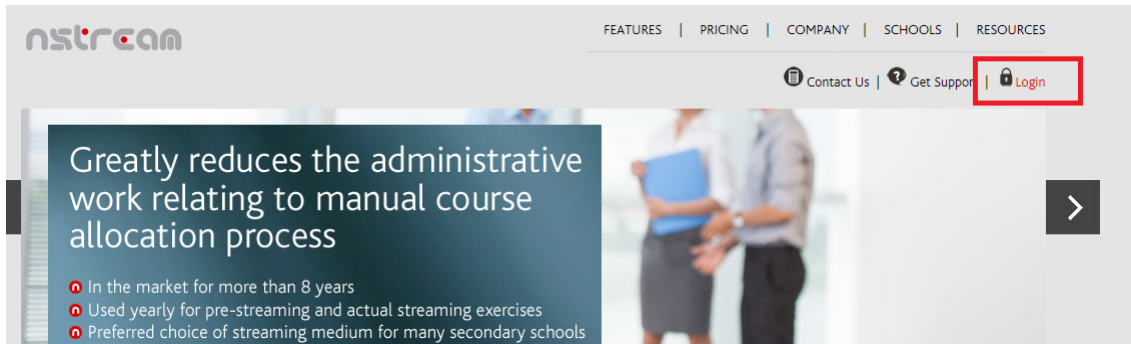
To: darshi@ncodeconsultant.com; gagulan@ncodeconsultant.com

Dear ASPRINE CURUNG,

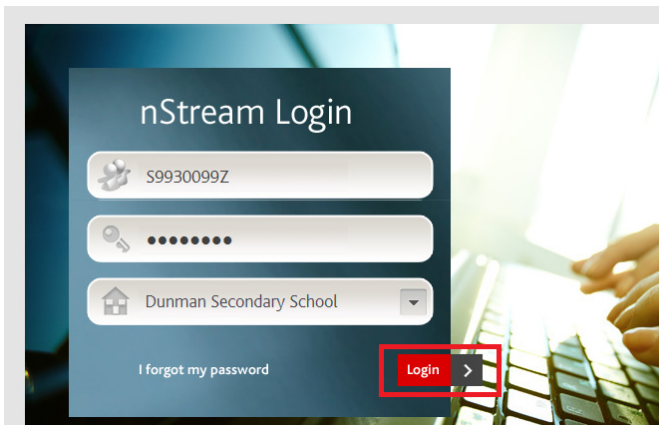
Your username is BSS32770T and password is GN0D7SVT. Please [click here](#) to login to the portal.

This is a System Generated Email. Please do not reply. Thank You.

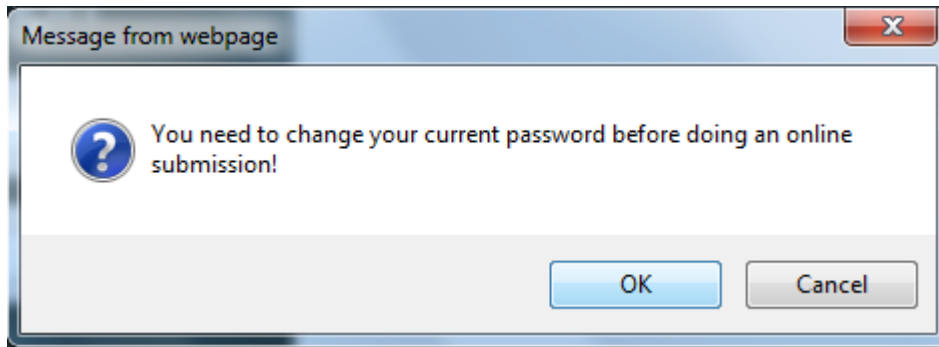
Once you have received the above email, please visit the nStream main website at <https://nstream.sg/index.htm> and click on the login button as shown below.



You will be redirected to the login page as shown below. Please login with the Username or Login ID and password provided in your email. You must also select the secondary school you are enrolled in correctly as shown below.



When you login to the system for the first time, the system will prompt you to change the password as shown below.



Once clicked on "OK" you will be redirected to the password change screen.

Tue 24/05/2016 05:41:59 AM

[Change Password](#)

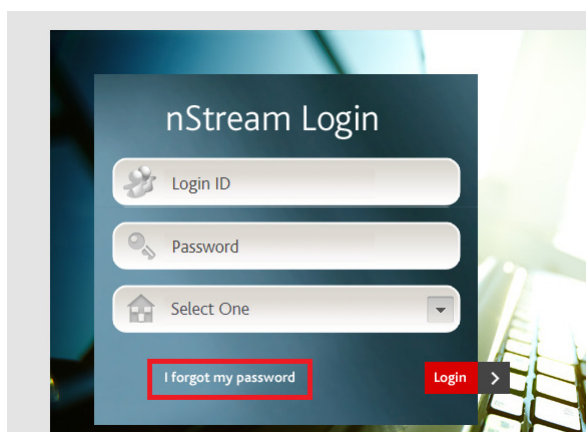
Password must have a minimum of 8 alphanumeric characters, containing at least 1 alphabet, 1 numeral characters without leading or trailing blanks.

Old Password *	<input type="password"/>
New Password *	<input type="password"/>
Retype New Password *	<input type="password"/>

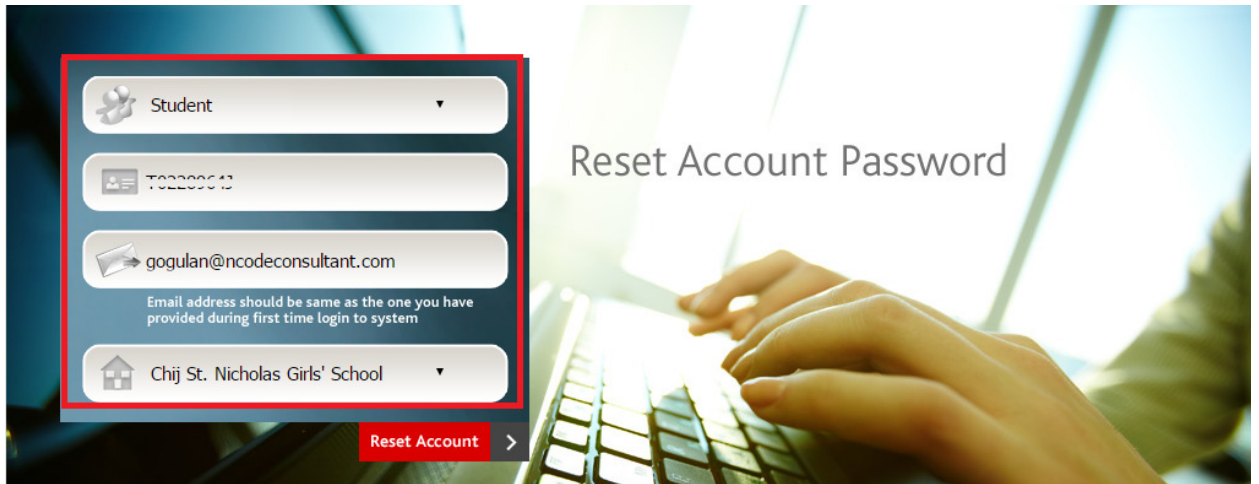
Here you must key in the new password. Please note that password is case sensitive and must have a minimum of 8 alphanumeric characters, containing at least 1 alphabet, 1 numeral characters without leading or trailing blanks.

1.3 Forgot password re-set option

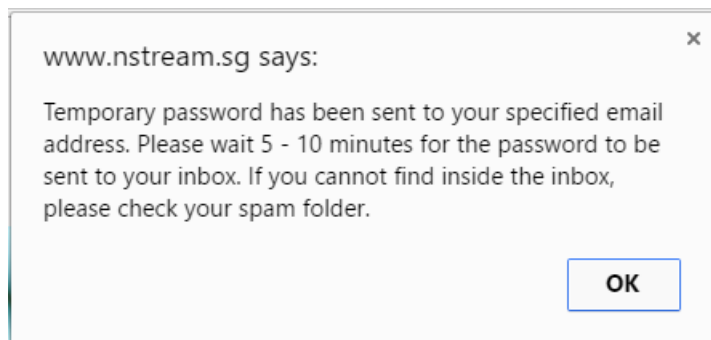
In case you have forgotten the system login password, please click on the password re-set option as shown below.



Once you clicked on this link, you will be redirected to the reset account password screen as shown below.






Once the password is successfully reset, temporary password will be sent to the email address provided in the system. If you cannot find inside the inbox, please check your spam folder.



Please use the temporary password sent to your email address to login to the system. The password is case sensitive.



 Reply  Reply All  Forward



Tue 5/24/2016 6:04 AM

no_reply@nstream.sg

Password Reset for nStream Chij St. Nicholas Girls' School

To gogulan@ncodeconsultant.com


Dear Student,

Your new password is NO21Amcx. Please [click here](#) to login to the portal.

This is a System Generated Email. Please do not reply. Thank You.

1.4 nStream Student Home Page

Once you have successfully changed the password, the nStream home page will be displayed with following menus.



1.5 Submission of the online streaming form

- You can submit the course choices **only** during the submission period under submission menu
- If the submission period is not commenced yet, a warning message will be displayed in the bottom of the form as shown below. "Sorry! Either the submission period is not commenced yet or it is already over. Please check with the teacher in charge for more updates."

Student's Streaming eForm

Class : **2A** Stream : **Express**
 Name : **CHEN, ERIK**

Please indicate your 3 course preference(s).

Course	Course Preference	Compulsory Subjects	Criteria	Group 1	Group 2	Opt for Higher MT
Express Course 1	<input type="text"/>	ADDITIONAL MATHEMATICS PHYSICS SCI (CHEM/BIO)		<input type="text"/> ADDITIONAL MATHEMATICS <input type="text"/> PHYSICS <input type="text"/> MUSIC		
Express Course 2	<input type="text"/>	ADDITIONAL MATHEMATICS PHYSICS SCI (PHY/BIO)	Test	<input type="text"/> ADDITIONAL MATHEMATICS <input type="text"/> PHYSICS <input type="text"/> MUSIC		
Express Course 3	<input type="text"/>	ADDITIONAL MATHEMATICS SCI (CHEM/BIO) HISTORY			<input type="radio"/> PRINCIPLES OF A/C <input type="radio"/> LITERATURE(ENGLISH) <input type="radio"/> LITERATURE (CHINESE)	

Sorry! Either the submission period is not commenced yet or it is already over. Please check with the teacher in charge for more updates.

- Courses that you can select are shown in each row, with the compulsory subjects and subject criteria (if specified) detailed. You must select the choices under the course preference column to indicate your order of preference.

- If there is an elective subject group in any course, then you may also require selecting at least one of the elective subjects.
- Additionally, there may be also a preferable subject group in any course. You are required to select the subjects in order of preference. Optional subjects like Opt for Higher MT, shown in form of checkbox, and is not mandatory.
- Click on submit to perform an online submission.
- System will check and ensure that indication of preference and selection of elective subjects are proper before the submission is confirmed.
- For instance, if you have indicated the same preference for more than 1 course or if you fail to select at least one of the elective subject groups, the system will prompt you to redo the selection by indicating the erroneous fields.
- When a submission is successful, a message will be displayed saying the "Submission is successful".
- You will be able to print the submission form in the browser window

NOTE:

During the submission period, you can submit any number of times. However only the last successful submission will be taken into consideration for streaming exercise.

1.6 View your Secondary 2 Results Online

- You can view your secondary 2 results under My Records > Sec 2 Results

NOTE:

Scores can be viewed only after the school has uploaded the latest exam details.

[My Records](#) >> Sec 2 Results

Mon 12/08/2013 13:19:05 PM

Student Name	XXXXXXXXXX, XXXXX
Class	2A
Overall Average Score	63.2
ART	68
CHINESE	51
CIVICS & MORAL EDUCATION	
DESIGN & TECHNOLOGY	
ENGLISH LANGUAGE	65
GEOGRAPHY	57
HISTORY	75
HOME ECONOMICS	72
LITERATURE(E)	66
MATHEMATICS	58
MUSIC	
SCIENCE	62

1.7 View your Secondary 3 Posting Results Online

- You can view your secondary 3 posted class with offered courses. Under My Records > Sec 3 Results

NOTE:

It can be viewed only after System Admin have published the results under Setting > Streaming Setting

Class	305_Exp
Course	Express 1
Compulsory Subjects	ENGLISH LANGUAGE MOTHER TONGUE MATHEMATICS COMB HUM (G) DESIGN & TECHNOLOGY
Add Maths/Chemistry	Additional Mathematics
Bio Chem/ Phy Chem	Physics/Chemistry
F&N/D&T	Food & Nutrition
Geography/History/Literature	Geography
Music Elective	Music

1.8 View the personal details and change the password

- Your profile can be viewed under Home > My Profile:

Name	XXXXXXXXXXXXXXXXXXXXXXXXXXXX
Login Username (Student NRIC)	XXXXXXXXXX
Mother's/Father's/Guardian's NRIC/Passport	XXXXXXXXXXXXXXXXXXXX
Class/Stream	2A/Normal(Tech)
Class Serial No.	2
Admission No.	
Gender	Female
Race	Malay
Birth Date	
E-mail	XX
Home Phone	XXXXXXXXXX
Handphone	XXXXXXXXXX
Pager	
Fax	XXXXXXXXXX
Address	XX
Postal Code	

- You will be able to change your login password under Home > Change Password:

Tue 24/05/2016 06:15:25 AM

[Change Password](#)

Password must have a minimum of 8 alphanumeric characters, containing at least 1 alphabet, 1 numeral characters without leading or trailing blanks.

Old Password *	<input type="text"/>
New Password *	<input type="text"/>
Retype New Password *	<input type="text"/>

[Update](#)

1.9 Key things to NOTE

1. You are advised to use Microsoft Internet Explorer browser version 9.0 and above or Firefox 23.0 and above or Google Chrome 28.0 and above to access the nStream system.
2. You can only login to the system once you have received the email from school mentioning your Username or login ID and the first time password. In case if you have not received any email, please refer to the NOTE below.
3. After the first time login system will prompt you to change your password.
4. You can do the online submission only during the submission period. The submission period will be defined by your school streaming committee. You may contact school for more info on the dates for the submission period.
5. During the submission period, you may submit any number of times. However only the last successful submission will be captured in the system and used for streaming purpose
6. If the school decided not to publish the sec 3 posting results online, then you will not be able to view the posting results in the system.

NOTE:

In case of any technical difficulty during the online submission you may contact the system vendor Ncode Consultant at 6282 6578 from Mon to Fri from 9 am to 6 pm. Or else you may also drop an e-mail mentioning your school name, student name, student NRIC, class details and the problem in detail to info@ncodeconsultant.com.

- Unable to access the nStream website URL
- Unable to login to the nStream System

However if you have any questions regarding the course selection, you need to contact the school directly.

- Explanation on course options
- Which course option should I take for my secondary 3 course selection etc.